

SUMMARY OF APPROVED BUDGET, UTILIZATIONS, DISBURSEMENTS AND BALANCES BY OBJECT OF EXPENDITURES
As of the Quarter Ending June 30, 2017

Department : Department of Health (DOH)
 Agency : Office of the Secretary
 Operating Unit : Dr. Jose Rizal Memorial Hospital
 Organization Code (UACS) : 130011400056
 Fund Cluster : 05 - Internally Generated Income
 Report Status : APPROVED 2


Particulars	UACS CODE	Approved Budget			Budget Utilization					Disbursements					Balances		
		Approved Budgeted Revenue	Adjustments (Additions, Reductions, Realignment)	Adjusted Budgeted Revenue	1st Quarter Ending March 31	2nd Quarter Ending June 30	3rd Quarter Ending Sept. 30	4th Quarter Ending Dec. 31	Total	1st Quarter Ending March 31	2nd Quarter Ending June 30	3rd Quarter Ending Sept. 30	4th Quarter Ending Dec. 31	Total	Unutilized Budget	Unpaid Utilizations	
																Due and Demandable / Accounts Payable	Not Yet Due and Demandable
1	2	3	4	5=(3+4)	6	7	8	9	10=(6+7+8+9)	11	12	13	14	15=(11+12+13+14)	16=(5-10)	17	18
I. Agency Specific Budget																	
Maintenance and Other Operating Expenses		44,130,918.53	(.00)	44,130,918.53	16,864,200.68	5,908,104.47			22,872,305.15	2,868,207.26	5,294,357.85			8,162,565.21	21,457,613.08		14,510,740.24
Traveling Expenses	502010000		600,000.00	600,000.00	83,296.61	396,747.93			480,004.54	83,296.61	396,747.93			480,004.54	119,995.46		
Traveling Expenses - Local	502010100		600,000.00	600,000.00	83,296.61	396,747.93			480,004.54	83,296.61	396,747.93			480,004.54	119,995.46		
Traveling Expenses - Local	502010100		600,000.00	600,000.00	83,296.61	396,747.93			480,004.54	83,296.61	396,747.93			480,004.54	119,995.46		
Training and Scholarship Expenses	502020000	900,000.00	(500,000.00)	400,000.00	78,853.30	44,019.75			122,873.05	78,853.30	43,069.25			121,962.65	477,126.95		920.50
Training Expenses	502020100	900,000.00	(500,000.00)	400,000.00	78,853.30	44,019.75			122,873.05	78,853.30	43,069.25			121,962.65	477,126.95		920.50
Training Expenses	502020100	900,000.00	(500,000.00)	400,000.00	78,853.30	44,019.75			122,873.05	78,853.30	43,069.25			121,962.65	477,126.95		920.50
Supplies and Materials Expenses	502030000	28,166,719.53	(3,836,037.30)	24,348,682.23	15,145,662.84	2,941,793.79			18,087,461.79	1,163,746.39	2,519,561.81			3,673,726.20	16,291,219.25		14,413,733.53
Office Supplies Expenses	502030100	1,324,892.14		1,324,892.14	217,590.48	622,040.58			840,039.06	217,590.48	564,225.58			802,724.06	484,853.08		37,815.30
Office Supplies Expenses	502030100	1,324,892.14		1,324,892.14	217,590.48	622,040.58			840,039.06	217,590.48	564,225.58			802,724.06	484,853.08		37,815.30
Food Supplies Expenses	502030500	1,563,509.06		1,563,509.06	690,659.35	130,075.00			820,733.35	165,659.35	172,115.13			367,773.48	742,775.68		452,959.87
Food Supplies Expenses	502030500	1,563,509.06		1,563,509.06	690,659.35	130,075.00			820,733.35	165,659.35	172,115.13			367,773.48	742,775.68		452,959.87
Drugs and Medicines Expenses	502030700	8,616,393.70		8,616,393.70	5,445,197.06	233,207.00			5,678,404.06	805,014.41	235,207.54			840,521.95	2,937,999.64		4,837,582.11
Drugs and Medicines Expenses	502030700	8,616,393.70		8,616,393.70	5,445,197.06	233,207.00			5,678,404.06	805,014.41	235,207.54			840,521.95	2,937,999.64		4,837,582.11
Medical, Dental and Laboratory Supplies Expenses	502030800	24,061,769.77	(3,836,557.30)	20,246,212.44	8,491,759.05	1,836,051.95			10,327,811.00	103,243.00	1,214,191.45			1,317,434.45	9,918,400.44		9,010,376.55
Medical, Dental and Laboratory Supplies Expenses	502030800	24,061,769.77	(3,836,557.30)	20,246,212.44	8,491,759.05	1,836,051.95			10,327,811.00	103,243.00	1,214,191.45			1,317,434.45	9,918,400.44		9,010,376.55
Fuel, Oil and Lubricants Expenses	502030900		12,924.26	12,924.26		12,924.26			12,924.26		12,924.26			12,924.26			
Fuel, Oil and Lubricants Expenses	502030900		12,924.26	12,924.26		12,924.26			12,924.26		12,924.26			12,924.26			
Other Supplies and Materials Expenses	502030900	2,600,154.32	(15,404.48)	2,584,750.44	300,050.00	197,500.00			497,550.00	31,232.15	301,317.85			332,550.00	2,177,200.44		75,000.00
Other Supplies and Materials Expenses	502030900	2,600,154.32	(15,404.48)	2,584,750.44	300,050.00	197,500.00			497,550.00	31,232.15	301,317.85			332,550.00	2,177,200.44		75,000.00
Utility Expenses	502040000	700,000.00		700,000.00	264,567.42	265,854.72			530,842.14	264,527.42	265,854.72			530,842.14	169,157.86		60.00
Water Expenses	502040100	100,000.00		100,000.00	10,399.40	10,869.95			21,069.35	10,399.40	10,869.95			21,069.35	76,930.65		60.00
Water Expenses	502040100	100,000.00		100,000.00	10,399.40	10,869.95			21,069.35	10,399.40	10,869.95			21,069.35	76,930.65		60.00
Electricity Expenses	502040200	600,000.00		600,000.00	254,580.02	255,184.77			509,772.79	254,568.02	255,184.77			509,772.79	90,227.21		
Electricity Expenses	502040200	600,000.00		600,000.00	254,580.02	255,184.77			509,772.79	254,568.02	255,184.77			509,772.79	90,227.21		
Communication Expenses	502050000	38,000.00	2,480.22	40,480.22	4,595.65	2,480.22			7,075.87	6,474.44	2,480.22			8,554.66	31,491.35		121.21
Postage and Courier Services	502050100	38,000.00	(16,100.00)	21,900.00	2,591.00				2,591.00	2,591.00	2,480.22			5,071.22	19,308.60		(2,480.22)
Postage and Courier Services	502050100	38,000.00	(16,100.00)	21,900.00	2,591.00				2,591.00	2,591.00	2,480.22			5,071.22	19,308.60		(2,480.22)
Telephone Expenses	502050200		15,480.22	15,480.22	3,229.65	2,480.22			5,709.87	3,156.36				3,156.36	9,770.35		2,552.39
Mobile	502050201		13,000.00	13,000.00	3,229.65				3,229.65	3,156.36				3,156.36	9,770.35		72.77
Landline	502050202		2,480.22	2,480.22		2,480.22			2,480.22								2,480.22
Cable, Satellite, Telegraph and Radio Expenses	502050400		3,100.00	3,100.00	775.00				775.00	726.96				726.96	2,325.60		48.44

SUMMARY OF APPROVED BUDGET, UTILIZATIONS, DISBURSEMENTS AND BALANCES BY OBJECT OF EXPENDITURES
As of the Quarter Ending June 30, 2017


Department : Department of Health (DOH)
 Agency : Office of the Secretary
 Operating Unit : Dr. Jose Rizal Memorial Hospital
 Organization Code (UACS) : 130011400056
 Fund Cluster : 06 - Business Type Income
 Report Status : APPROVED 2

Particulars	UACS CODE	Approved Budget			Budget Utilization					Disbursements					Balances		
		Approved Budgeted Revenue	Adjustments (Additions, Reductions, Realignment)	Adjusted Budgeted Revenue	1st Quarter Ending March 31	2nd Quarter Ending June 30	3rd Quarter Ending Sept. 30	4th Quarter Ending Dec. 31	Total	1st Quarter Ending March 31	2nd Quarter Ending June 30	3rd Quarter Ending Sept. 30	4th Quarter Ending Dec. 31	Total	Unutilized Budget	Unpaid Utilizations	
																Due and Demandable / Accounts Payable	Not Yet Due and Demandable
1	2	3	4	5=(3+4)	6	7	8	9	10=(6+7+8+9)	11	12	13	14	15=(11+12+13+14)	16=(5-10)	17	18
Agency Specific Budget:																	
Maintenance and Other Operating Expenses		16,286,670.04		16,286,670.04		195,000.00			195,000.04		195,000.00			195,000.00	16,091,670.04		
Supplies and Materials Expenses	5020300000	16,286,670.04		16,286,670.04		195,000.00			195,000.04		195,000.00			195,000.00	16,091,670.04		
Drugs and Medicines Expenses	5020307000	16,286,670.04		16,286,670.04		195,000.00			195,000.04		195,000.00			195,000.00	16,091,670.04		
Drugs and Medicines Expenses	5020307000	16,286,670.04		16,286,670.04		195,000.00			195,000.04		195,000.00			195,000.00	16,091,670.04		

Certified Correct:


 Bolasco, Karen Marie
 Agency Budget Officer
 Date: 04/Jul/2017


Certified Correct:


 RIZA CAGBABANUA, CPA
 Agency Chief Accountant
 Date:

Recommended By:


 Cagbabanua, Riza
 Director, FMS
 Date: 04/Jul/2017

Approved By:


 Maria Dinha Viray-Farinas
 Head of Agency or Authorized Representative
 Date: 09/Jul/2017